

















DECORATIVE DUAL T8




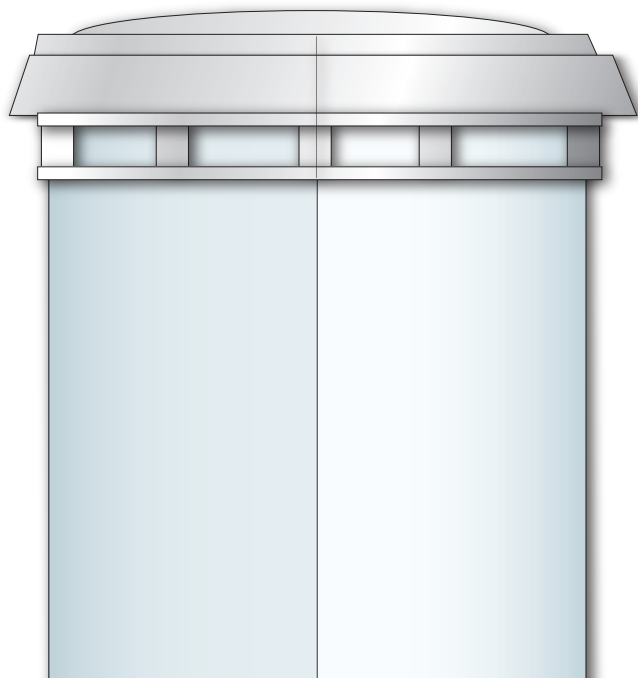
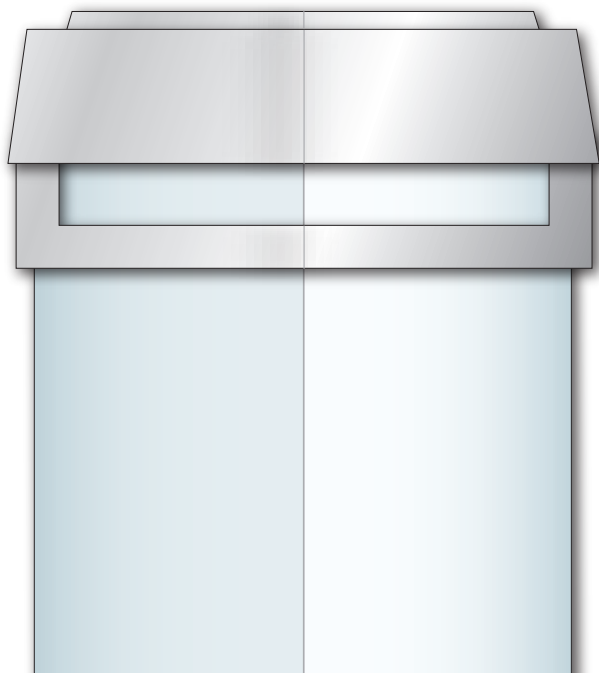
RESIDENTIAL DECORATIVE LINEAR FLORESCENT FIXTURES



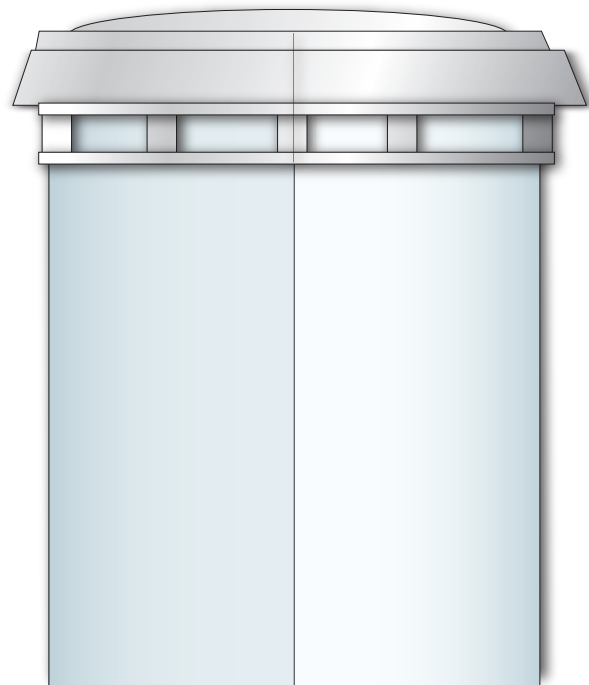
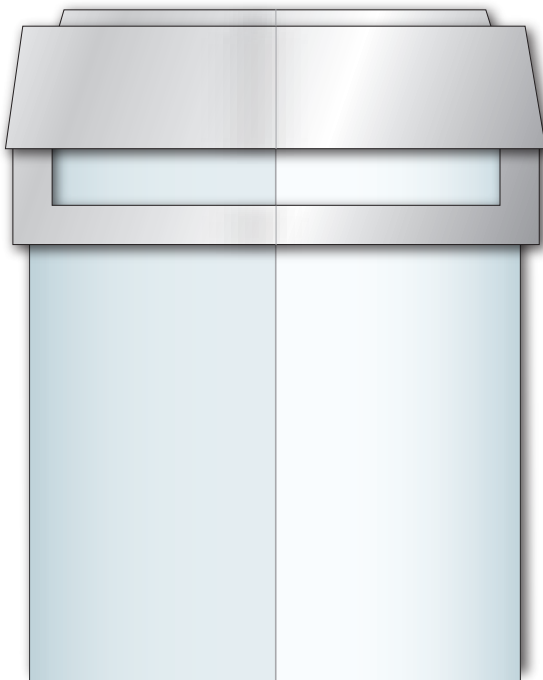


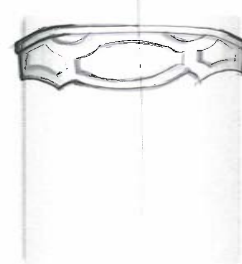
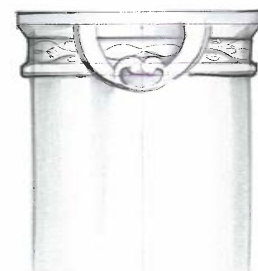
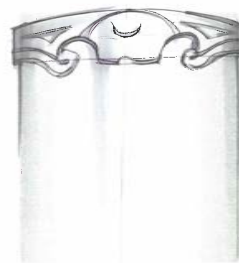































































SURVEY RESULTS FOR COLOR PREFERENCE

Total (n=171)				White	Satin Nickel	Antique bronze
				44%	39%	17%
				41%	29%	30%
				55%	33%	12%
				42%	46%	12%
				38%	39%	23%
				40%	33%	27%
				35%	38%	28%
				37%	29%	33%

SURVEY RESULTS FOR DESIGN PREFERENCE

THESE 4 DESIGNS WERE PRESENTED TO BUYERS BECAUSE OF THEIR ABILITY TO COMPETE WITH COMPETITOR'S DESIGNS (SHOW IN THE SECOND ROW).

Top 5 Ranked fixtures		Ranked #1	Ranked #2	Ranked #3	Ranked #4	Ranked #5	Ranked #6	Ranked #7	Ranked #8	Mean Rank
	(n=94)	30%	12%	10%	14%	12%	2%	6%	15%	3.72
	(n=50)	24%	8%	20%	2%	8%	14%	16%	8%	4.08
	(n=56)	21%	18%	13%	5%	13%	13%	4%	14%	3.93
	(n=52)	21%	12%	4%	13%	0%	13%	6%	31%	4.77
	(n=67)	19%	12%	12%	15%	7%	13%	15%	6%	4.09